

FEATURES

1. Flat-Packaged Type (W) 8.8× (D) 9.3× (H) 3.9mm (W) .346× (D) .366× (H) .154inch

2. High capacity

Supports the various types of load control, from very small loads to a maximum 2A at the rated load voltage 60V (AQY272)

3. High sensitivity

- Low ON resistance

A maximum 2A load can be controlled with a 5mA input current. The ON resistance is low at 0.11Ω (AQY272)

TYPICAL APPLICATIONS

- Measuring and Testing equipment
- IC Testers and Board Testers
- High speed inspection machines

TYPES

Type	Output rating*		Part No.				Packing quantity	
	Load voltage	Load current	Through hole terminal	Surface-mount terminal		Tube	Tape and reel	
				Tape and reel packing style				
			Tube packing style	Picked from the 1/2-pin side	Picked from the 3/4-pin side			
AC/DC	60V	2.0A	AQY272	AQY272A	AQY272AX	AQY272AZ	1 tube contains 50 pcs. 1 batch contains 1,000 pcs.	1,000 pcs.
	100V	1.3A	AQY275	AQY275A	AQY275AX	AQY275AZ		
	200V	0.65A	AQY277	AQY277A	AQY277AX	AQY277AZ		
	400V	0.35A	AQY274	AQY274A	AQY274AX	AQY274AZ		

* Indicate the peak AC and DC values.

Note: For space reasons, the SMD terminal shape indicator "A" and the package type indicator "X" and "Z" are omitted from the seal.

RATING

1. Absolute maximum ratings (Ambient temperature: 25°C 77°F)

Item	Symbol	AQY272	AQY275	AQY277	AQY274	Remarks	
Input	LED forward current	I _F	50 mA				
	LED reverse voltage	V _R	3 V				
	Peak forward current	I _{FP}	1 A				f = 100 Hz, Duty factor = 0.1%
	Power dissipation	P _{in}	75 mW				
Output	Load voltage (peak AC)	V _L	60 V	100 V	200 V	400 V	
	Continuous load current (Peak AC)	I _L	2.0 A	1.3 A	0.65 A	0.35 A	
	Peak load current	I _{peak}	6.0 A	4.0 A	2.0 A	1.0 A	100ms (1 shot), V _L = DC
	Power dissipation	P _{out}	700 mW				
Total power dissipation	P _T	750 mW					
I/O isolation voltage	V _{iso}	2,500 V AC					
Temperature limits	Operating	T _{opr}	-40°C to +85°C -40°F to +185°F				Non-condensing at low temperatures
	Storage	T _{stg}	-40°C to +100°C -40°F to +212°F				

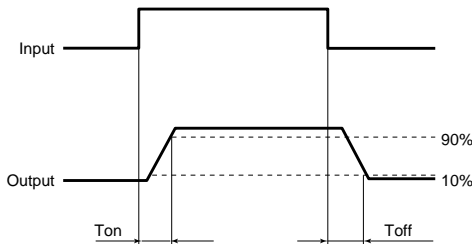
2. Electrical characteristics (Ambient temperature: 25°C 77°F)

Item		Symbol	AQY272	AQY275	AQY277	AQY274	Condition
Input	LED operate current	Typical	1.0 mA				$I_L = 100 \text{ mA}$ $V_L = 10 \text{ V}$
		Maximum	3.0 mA				
	LED turn off current	Minimum	0.4 mA				$I_L = 100 \text{ mA}$ $V_L = 10 \text{ V}$
		Typical	0.9 mA				
LED dropout voltage	Typical	1.16 V (1.25 V at $I_F = 50 \text{ mA}$)				$I_F = 10 \text{ mA}$	
	Maximum	1.5 V					
Output	On resistance	Typical	0.11 Ω	0.23 Ω	0.7 Ω	2.1 Ω	$I_F = 10 \text{ mA}$ $I_L = \text{Max.}$ Within 1 s on time
		Maximum	0.18 Ω	0.34 Ω	1.1 Ω	3.2 Ω	
	Off state leakage current	Maximum	10 μA				$I_F = 0$ $V_L = \text{Max.}$
Transfer characteristics	Turn on time*	Typical	2.46 ms	2.40 ms	2.40 ms	1.65 ms	$I_F = 10 \text{ mA}$ $I_L = 100 \text{ mA}$ $V_L = 10 \text{ V}$
		Maximum	5.0 ms				
		Typical	5.64 ms	5.65 ms	2.57 ms	3.88 ms	$I_F = 5 \text{ mA}$ $I_L = 100 \text{ mA}$ $V_L = 10 \text{ V}$
		Maximum	10.0 ms				
	Turn off time*	Typical	0.22 ms	0.21 ms	0.10 ms	0.08 ms	$I_F = 5 \text{ mA or } 10 \text{ mA}$ $I_L = 100 \text{ mA}$ $V_L = 10 \text{ V}$
		Maximum	3.0 ms				
	I/O capacitance	Typical	0.8 pF				$f = 1 \text{ MHz}$ $V_B = 0$
		Maximum	1.5 pF				
Initial I/O isolation resistance	Minimum	1,000 M Ω				500 V DC	
Maximum operating speed	Maximum	—	0.5 cps	0.5 cps	0.5 cps	0.5 cps	$I_F = 10 \text{ mA}$ Duty factor = 50% $I_L = \text{Max.}, V_L = \text{Max.}$

Note: Recommendable LED forward current $I_F = 5$ to 10 mA.

For type of connection, see page 31.

*Turn on/Turn off time

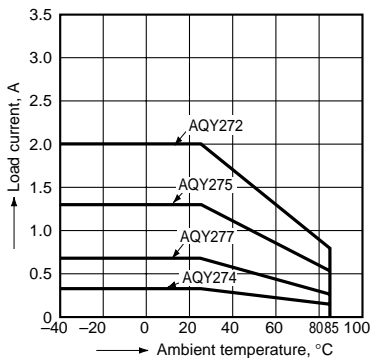


- For Dimensions, see Page 29.
- For Schematic and Wiring Diagrams, see Page 31.
- For Cautions for Use, see Page 36.

REFERENCE DATA

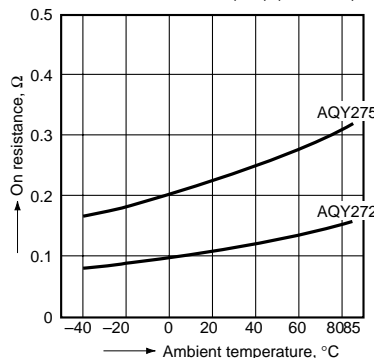
1. Load current vs. ambient temperature characteristics

Allowable ambient temperature: -40°C to +85°C
-40°F to +185°F



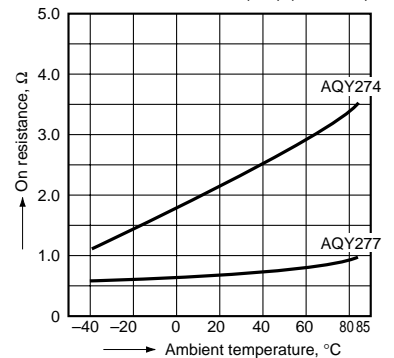
2.-(1) On resistance vs. ambient temperature characteristics

LED current: 10 mA;
Continuous load current: 2.0 A (DC) (AQY272),
1.3 A (DC) (AQY275)



2.-(2) On resistance vs. ambient temperature characteristics

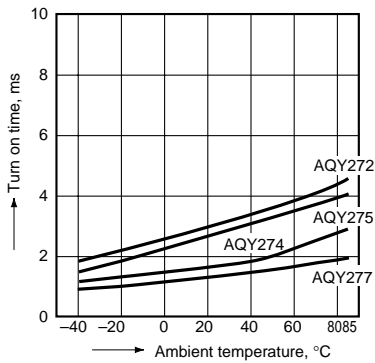
LED current: 10 mA;
Continuous load current: 0.65 A (DC) (AQY277),
0.35 A (DC) (AQY274)



AQY270

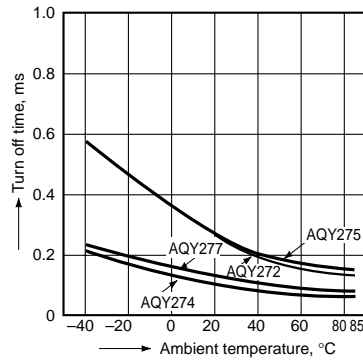
3. Turn on time vs. ambient temperature characteristics

LED current: 10 mA; Load voltage: 10 V (DC);
Continuous load current: 100 mA (DC)



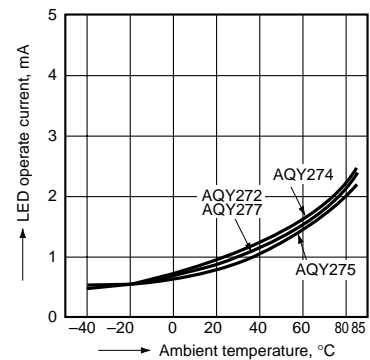
4. Turn off time vs. ambient temperature characteristics

LED current: 10 mA; Load voltage: 10 V (DC);
Continuous load current: 100 mA (DC)



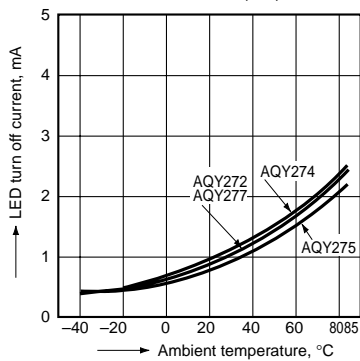
5. LED operate vs. ambient temperature characteristics

Load voltage: 10 V (DC);
Continuous load current: 100 mA (DC)



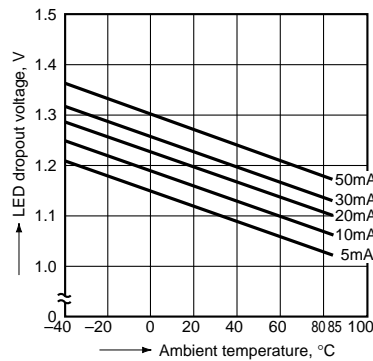
6. LED turn off current vs. ambient temperature characteristics

Load voltage: 10 V (DC);
Continuous load current: 100 mA (DC)



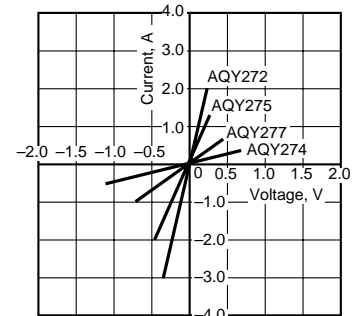
7. LED dropout voltage vs. ambient temperature characteristics

Sample: all types;
LED current: 5 to 50 mA



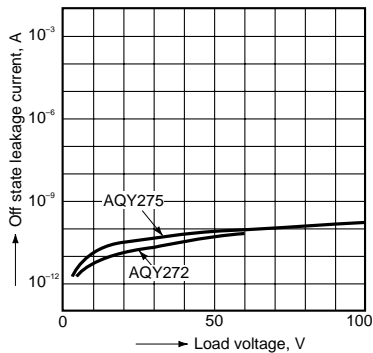
8. Voltage vs. current characteristics of output at MOS portion

Ambient temperature: 25°C 77°F



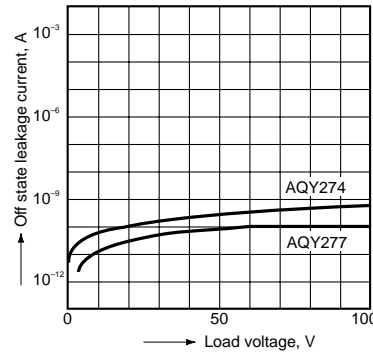
9.-(1) Off state leakage current

Ambient temperature: 25°C 77°F



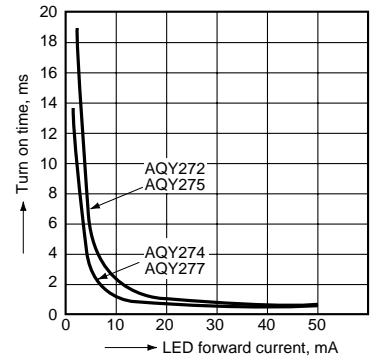
9.-(2) Off state leakage current

Ambient temperature: 25°C 77°F



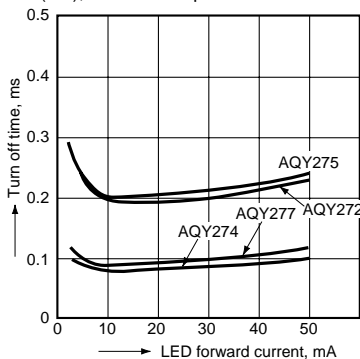
10. LED forward current vs. turn on time characteristics

Load voltage: 10 V (DC); Continuous load current: 100 mA (DC);
Ambient temperature: 25°C 77°F



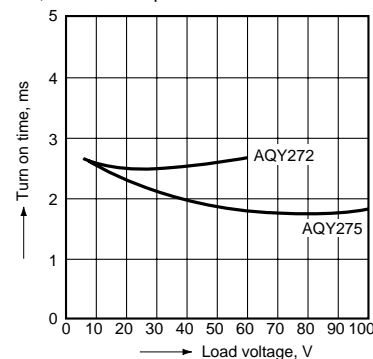
11. LED forward current vs. turn off time characteristics

Load voltage: 10 V (DC); Continuous load current: 100 mA (DC);
Ambient temperature: 25°C 77°F



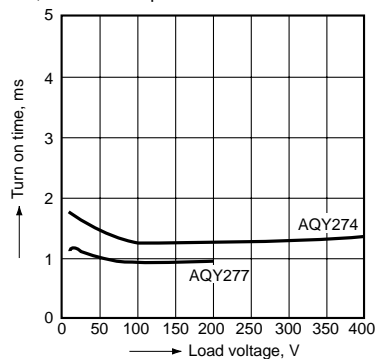
12.-(1) Load voltage vs. turn on time characteristics

LED current: 10 mA; Continuous load current: 100 mA;
Ambient temperature: 25°C 77°F



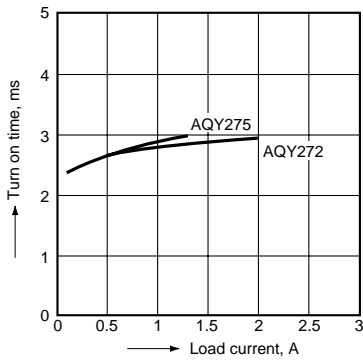
12.-(2) Load voltage vs. turn on time characteristics

LED current: 10 mA; Continuous load current: 100 mA;
Ambient temperature: 25°C 77°F



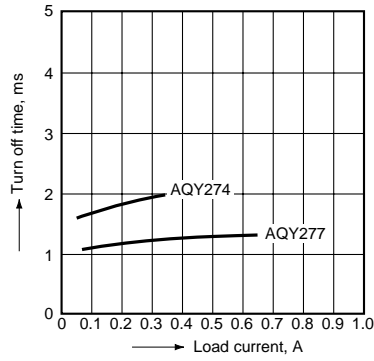
13.-(1) Load current vs. turn on time characteristics

LED current: 10 mA; Load voltage: 10 V (DC); Ambient temperature: 25°C 77°F



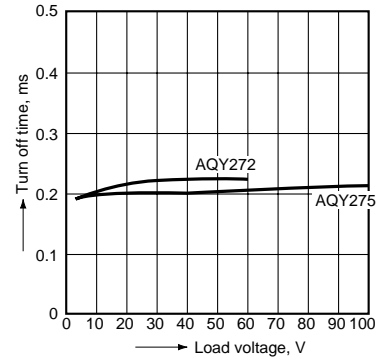
13.-(2) Load current vs. turn on time characteristics

LED current: 10 mA; Load voltage: 10 V (DC); Ambient temperature: 25°C 77°F



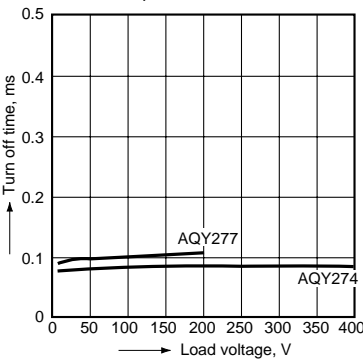
14.-(1) Load voltage vs. turn off time characteristics

LED current: 10 mA; Continuous load current: 100 mA; Ambient temperature: 25°C 77°F



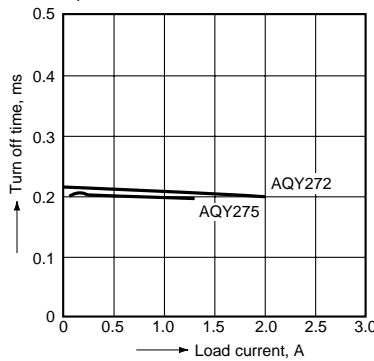
14.-(2) Load voltage vs. turn off time characteristics

LED current: 10 mA; Continuous load current: 100 mA; Ambient temperature: 25°C 77°F



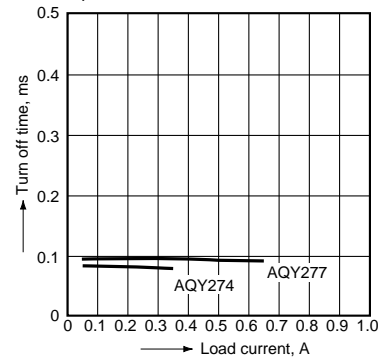
15.-(1) Load current vs. turn off time characteristics

LED current: 10 mA; Load voltage 10 V (DC); Ambient temperature: 25°C 77°F



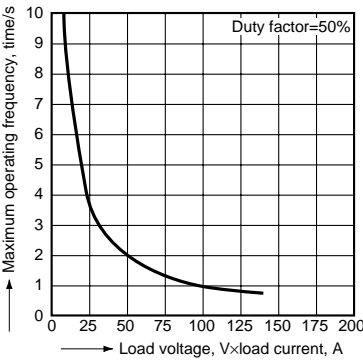
15.-(2) Load current vs. turn off time characteristics

LED current: 10 mA; Load voltage 10 V (DC); Ambient temperature: 25°C 77°F



16. Maximum operating frequency vs. load voltage/current characteristics

LED current: 10 mA; Ambient temperature: 25°C 77°F



17. Applied voltage vs. output capacitance characteristics

Frequency: 1 MHz; Ambient temperature: 25°C 77°F

